

AMG PANTHEON CREDIT SOLUTIONS FUND (P-SECC)



Why do investors allocate to Private Credit?

Large & growing market with potentially attractive yield and total returns

1

Opportunities for investors have increased meaningfully in recent years as Private Credit managers have taken share from banks

2

Private Credit has offered an attractive return and income vs. traditional fixed income¹

3

Direct lending has proven to be a resilient strategy through market cycles²

4

Floating rate exposure helps mitigate effect of increasing interest rates


5

Opportunities in Private Credit may provide diversification benefits to investors' portfolio

Pantheon opinion. Past performance is not indicative of future results. Future results are not guaranteed, and loss of principal may occur. 1 From December 31, 2004 to June 30, 2023. See slide 5 for more details. 2 Source: Campbell Lutyens, Private Credit Market Overview and Update Presentation, August 2022; lowest 5-year annualized performance of private credit, high yield (BoFA ML High-Yield Index), and leverage loans (CS Leveraged Loan Index).

Benefits of Pantheon's private credit secondary approach

Potential premium absolute and risk-adjusted returns

	Direct Private Credit Fund	 Pantheon Credit Secondary Fund
Discount	<ul style="list-style-type: none"> None; OID of 1.5% - 3.0% 	<ul style="list-style-type: none"> ✓ 9% / 21% discount for senior/credit ops strategies respectively² Potential for day 1 MOIC uplift, downside protection
Visibility	<ul style="list-style-type: none"> Blind pool / limited visibility Par paid 	<ul style="list-style-type: none"> ✓ ~75%+ of assets / loans identified at investment Potential for attractive pricing and loss cushions via discounts
Diversification	<ul style="list-style-type: none"> Average: 20 – 50 loans with 1 GP Largest single loan: >5% of total exposure 	<ul style="list-style-type: none"> ✓ >1,000 loans with >10 GPs across vintage, sector, GP Largest single loan: <2% of total exposure
Performance	<ul style="list-style-type: none"> ~75% of loans that default do so within 3 years¹ 	<ul style="list-style-type: none"> ✓ Seasoned, performing loans³ Lower leverage / LTV, covenants tested
Yield	<ul style="list-style-type: none"> Delayed or no yield generation until year 3 through 5 J-curve with upfront expenses blunting returns 	<ul style="list-style-type: none"> ✓ Yield / gain generated upon first investment Predictable distribution profile
Deployment & duration	<ul style="list-style-type: none"> Direct Lending: 3 to 4 years Special situations / distressed: Up to 5 years 	<ul style="list-style-type: none"> ✓ Quicker deployment, over 2 years typically Recycling capital ~1.25x⁴ Shorter average duration of 2-4 years

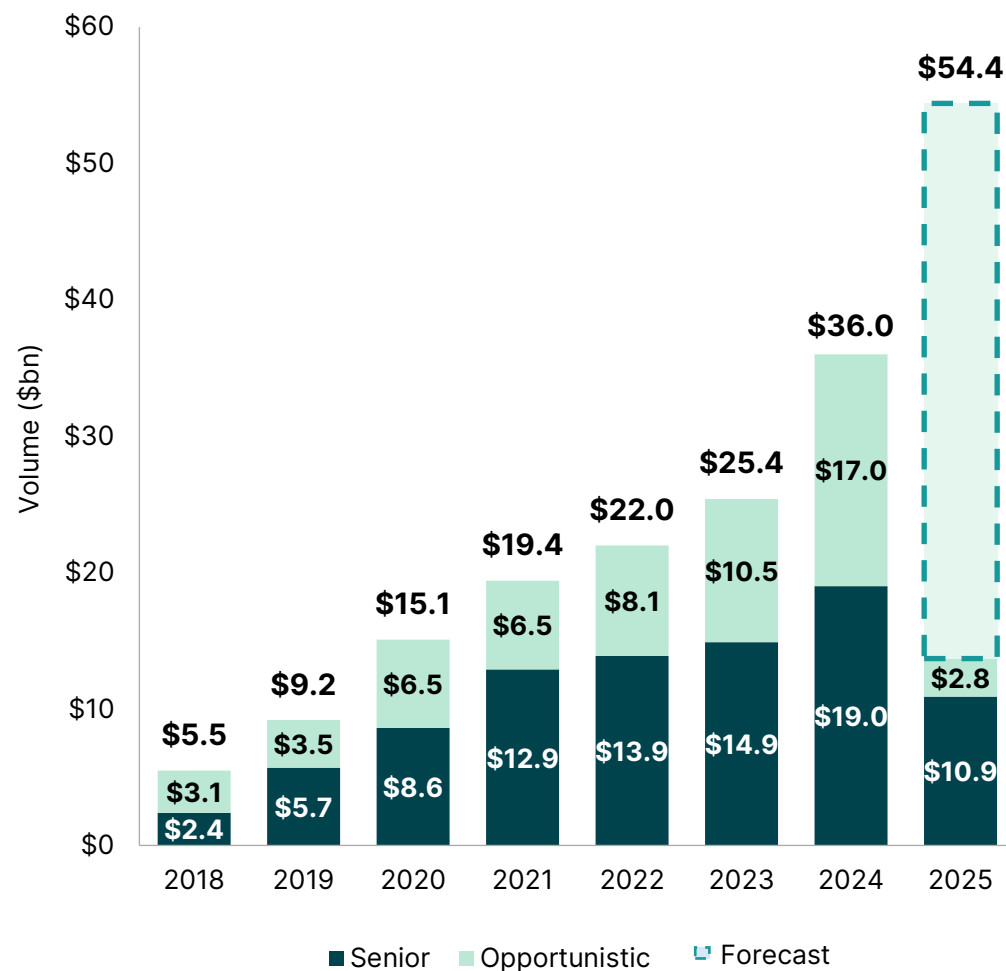
Potentially generating a premium risk-adjusted return compared to a primary investment, with enhanced risk mitigation attributes including diversification 5x to 10x greater

Pantheon opinion. There is no guarantee this approach will come to fruition. ¹S&P LCD Comps, Loans originated from 1995 to 2023, as of July 2024. ²Please refer to the Glossary of Terms for a full definition. Includes all deals closed as of March 2025. ³Please refer to the Glossary of Terms for a full definition. ⁴Principal only during the commitment period.

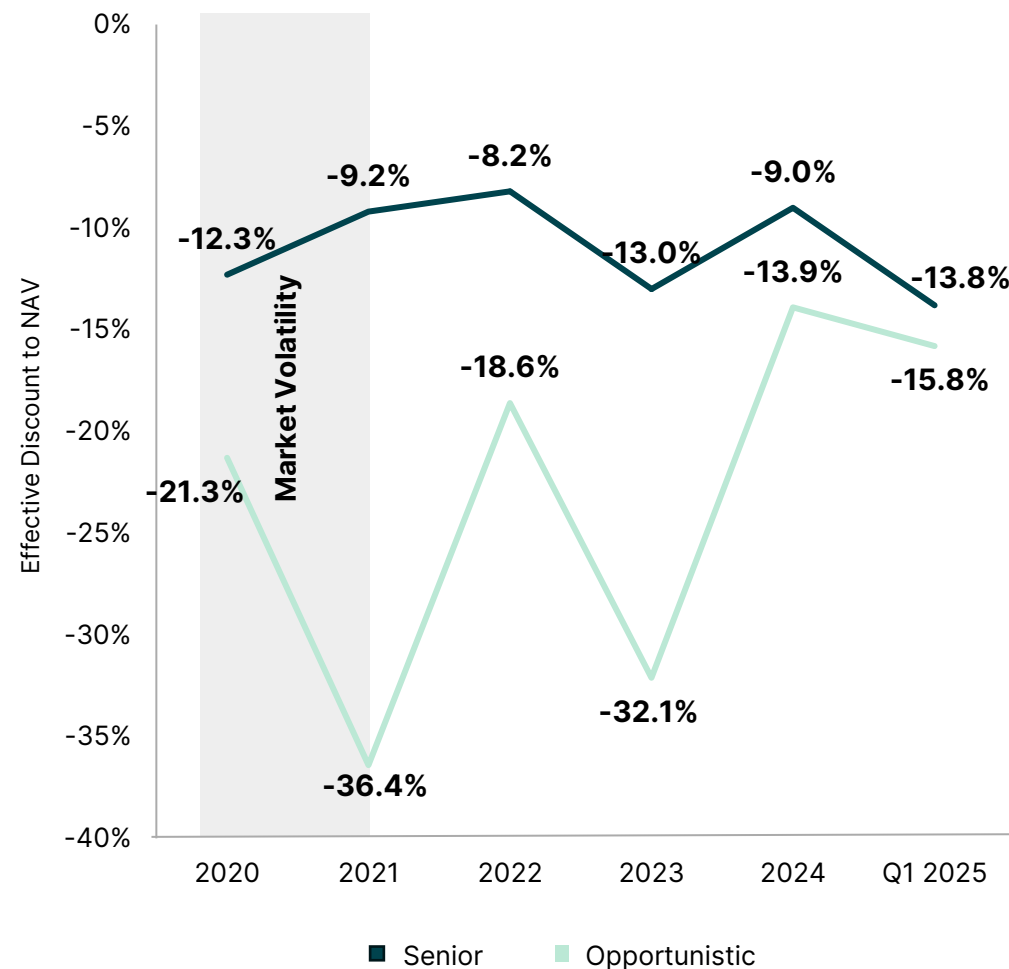
Why invest in private credit secondaries now?

Consistent, growing deal flow with attractive pricing dynamics

Pantheon's credit secondary deal flow¹



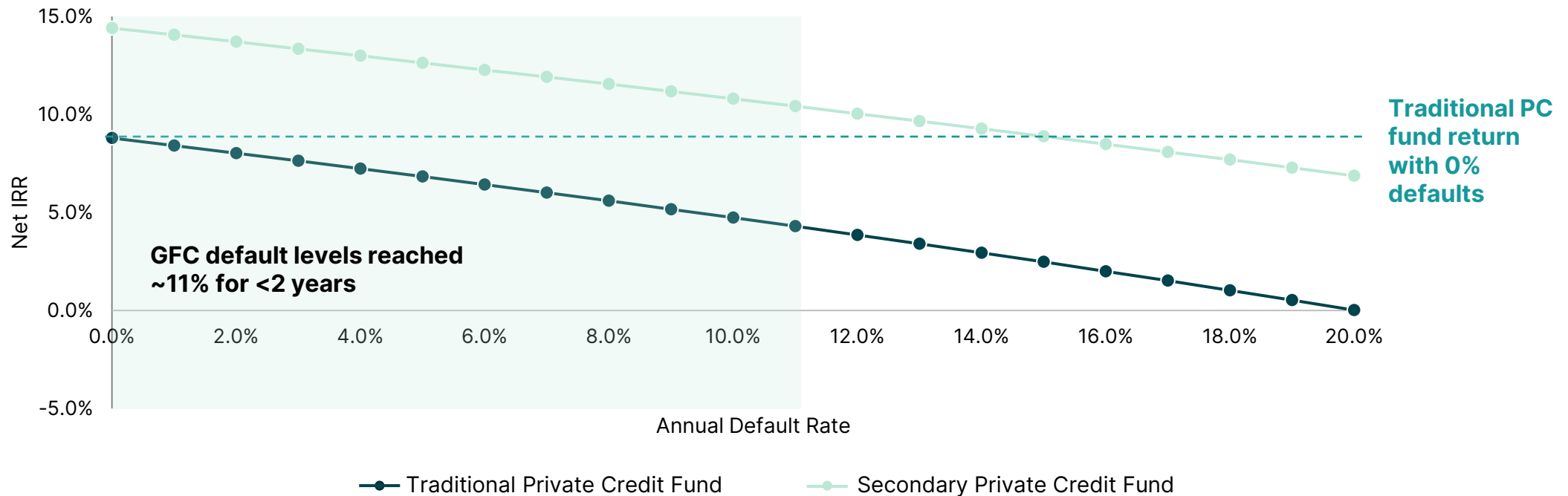
Pantheon's historic private credit discounts²



¹Deal flow volume includes total NAV + Unfunded of credit secondary transactions screened in the period. Deal flow for 2025 has been forecasted out using the Q1 deal flow of 13.6bn. There is no guarantee that this will be achieved. ²Pantheon opinion. Weighted average effective discount reflective of all secondary deals completed between 2018 – Q1 2025. Please refer to the [Glossary of Terms](#) for a full definition of effective discount. There is no guarantee these trends will continue.

Discounts in secondaries provide a potential buffer to protect investors from defaults

| Illustrative example: Net IRR sensitivity to defaults in private credit funds



At a 10% discount, secondaries may provide an investor with protection against ~15% defaults annually

Assuming ongoing GFC-level defaults of ~11% every year, a private credit secondaries portfolio could still return >10% net IRR

This is a hypothetical illustration only and not meant to represent an actual investment strategy. Future performance is not guaranteed, and loss of principal may occur. Past performance is not indicative of future results. Source: Pantheon analysis. Note: 10.0% calculated as the 2018-2023 average of each underlying year's median net IRR for traditional private credit fund using Preqin, as of February 2024. Includes all direct lending funds with performance information available. Secondary Private Credit Fund using Pantheon internal data as of February 2024, including all credit secondary transactions closed between 2018-2023. Average senior loan recovery rate of 70% using Cliffwater 2023 Q3 Report on U.S. Direct Lending. IRRs shown net of Pantheon Senior Debt Secondaries III (USD) fees. Portfolios weighted 50/50 levered/unlevered senior. Assumes SOFR at 4%.

Pantheon is a leader in the market for private credit secondaries

\$11.0bn

Capital raised¹

\$8.5bn

Committed / Invested
since 2018²

2018

Pantheon launched first
dedicated private credit
secondaries fund

~5,400

Underlying companies³

154

Investments
since 2018²

95

Diversified number of GP
relationships²

¹Includes all closed and hard circled capital across discretionary commingled fund and SMAs, plus evergreen vehicles, closed between the launch of the private credit program in 2018 and April 2025. There is no guarantee hard circled capital will close. ²As of March 2025, inclusive of all credit secondaries and co-investments closed from credit secondary-focused commingled funds, SMAs and evergreen vehicles since 2018. In addition, Pantheon has committed \$573m to 30 primaries. ³ As of January 2025, includes all underlying companies Pantheon Private Credit has exposure to via transactions completed from its co-mingled funds and SMAs.

Principles by which we invest

Pantheon's investment philosophy underpinned by our partnership approach



Don't simply buy the manager based on reputation



Identifying embedded value



Seek to mitigate downside with multiple ways to "win"



Embrace complexity and leverage our experience to solve problems



Earn a premium for providing a liquidity solution vs taking on credit risk



Manage risk with thoughtful portfolio construction



PANTHEON

**Always be good partners to
Investors, Sellers, intermediaries & GPs**

P-SECC seeks to solve for key issues in other private credit offerings

	Challenge	P-SECC solution
Diversification	Most funds are managed by a single sponsor. To achieve optimal diversification, investors should consider investing across multiple managers.	Diversification across: <ul style="list-style-type: none"> ▶ Manager ▶ Sector ▶ Vintage ▶ Geography
Exposure to market risk	More concentrated direct lending funds may be overly exposed to macroeconomic changes and degradation in company performance.	Secondaries offer buffer to investors through: <ul style="list-style-type: none"> ▶ Purchase price discount ▶ Positive selection bias for seasoned, performing loans
Swollen private credit AUM in market	Rapid growth and new fundraising in Private Credit market has put pressure on managers to deploy more capital than they ever have.	Secondaries mitigate blind pool risk compared with new funds and newly originated loans.
Leverage & risk management	Managers incentivized to utilize high leverage levels and lend on unsecured basis to generate returns/yield that offsets their management fee and carry.	Secondaries provide enhanced visibility on leverage and capital structure. Ability to offset manager fees with purchase price discount.
Principal preservation	Low to no capital appreciation for senior secured risk. Erosion of principal's purchasing power in an inflationary environment.	Credit secondaries offer potential for capital appreciation at senior secured risk level through purchase price discounts.

The views expressed represent the opinions of Pantheon Ventures (US) LP, as of the date listed on the front of this presentation and are not intended as a forecast or guarantee of future results, and are subject to change without notice.

P-SECC portfolio overview

Fund Overview

- P-SECC provides investors with exposure to a diversified Private Credit portfolio sourced by Pantheon's dedicated Private Credit team.
- The Fund offers current yield, the potential for attractive risk adjusted returns, and significant diversification across loans, industry sectors, vintage years, and leading Private Credit managers.

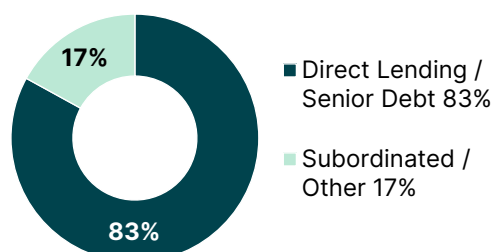
Fund Highlights

- Core Private Credit exposure through a single allocation
- Access to Private Credit deal flow from Pantheon's platform of secondary and co-investment opportunities
- Evergreen allocation tool with immediate exposure
- Available to accredited investors via electronic purchase
- Daily purchases and quarterly liquidity¹

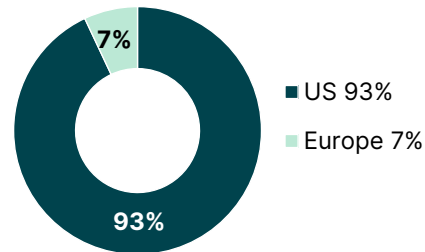


Private credit portfolio characteristics

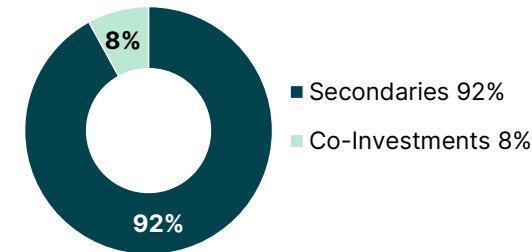
| Security/Collateral²



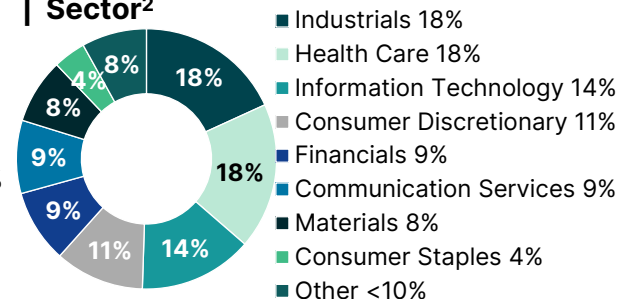
| Geography²



| Investment Type²



| Sector²

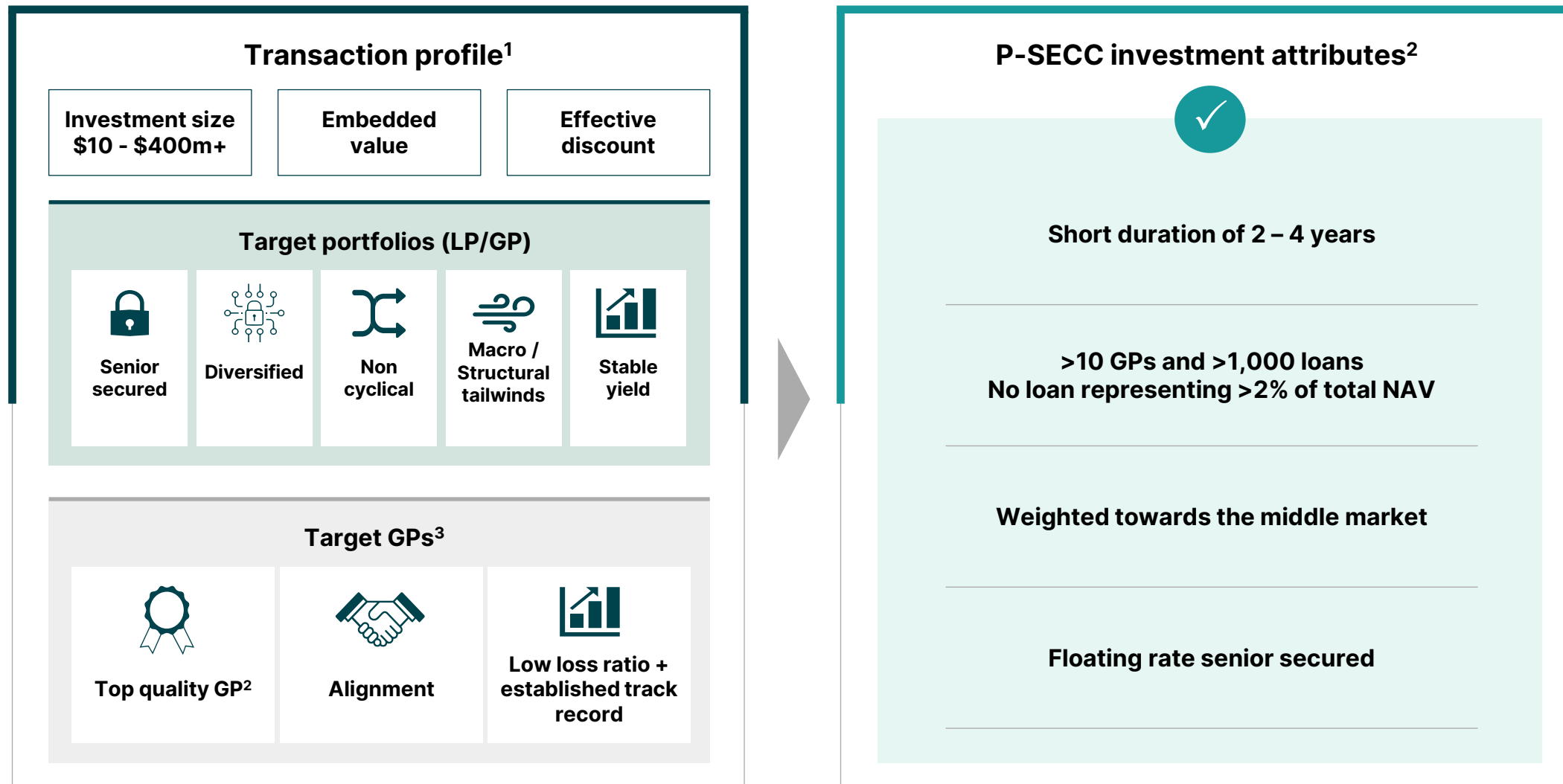


Past performance is not indicative of future results. Future results are not guaranteed, and a loss of principal may occur. The investment return and principal value of an investment will fluctuate and an investor's Units, when repurchased, may be worth more or less than their original cost. Current performance may be lower or higher than the performance data quoted. The Fund's performance is net of certain fees and expenses. See the Fund's prospectus for a comprehensive explanation of the Fund's fees and expenses. Diversification does not assure a profit or protect against loss in a declining market. No guarantee can be given that this strategy will be able to identify similar or comparable investment opportunities, or have the same overall composition as shown above. The strategy's portfolio composition is subject to change anytime without notice as permitted by the strategy's offering and governing documents, as may be supplemented and amended. A repurchase offer will be made on a quarterly basis, at the per-class NAV, to repurchase no less than 5% and no more than 25% of the outstanding Shares. Typically, such quarterly repurchase offers will be conducted for 5% of the outstanding Shares. Investors may not be able to fully liquidate investments for a long period of time and should not invest money needed in the near- to medium-term. ² Security/Collateral, Geography, Investment Type, and Sector are as of March 31, 2025, and are subject to change. Private credit investments comprise ~61% of the Fund's NAV; the remaining assets of the Fund include exchange-traded funds (0%) and cash and cash-equivalents ~39%. Holdings are subject to change. Data for Security/Collateral, Investment Type, and Geography charts provided at the Fund Investment level of the portfolio; Sector data is provided based on a "look-through" basis to the underlying companies. Data is based on the latest information made available to Pantheon via quarterly reporting and may be subject to change upon receipt of additional reports

³Committed percentage, number of borrowers, number of investments made to date, and number of managers inclusive of deals closed and pending as of March 31, 2025. 57% of the fund has been invested; 76% committed as of March 31, 2025.

P-SECC investment strategy

What are we looking for and what do we offer?



¹ Target portfolio attributes. ² Based on Private market benchmarking tools including but not limited to Preqin, Pitchbook and ThomsonOne. Statements made reflect the views and opinions of Pantheon. ³ Target portfolio attributes. There is no guarantee that this will be achieved and may be subject to change. ³Based on the 78 managers Pantheon has partnered with since 2018.

P-SECC investment philosophy

Be selective, partner with quality, intensive diligence, informed decisions

Focus on quality¹

- **High quality managers**, the majority of which have been cycle tested¹
- **Diversification** obtained through number of underlying positions
- Additional **diversification across sector, GP, geography and loan type**
- Focus on **senior performing credit** with existing yield or **embedded value**

Detailed underwriting²

- **Rigorous due diligence** approach focused on underwriting every loan/credit in the target investment with a **focus on drivers of underperformance**
- **Underwrite return** per unit of risk (leverage)
- **Model downside scenarios** referencing GP/historic default, recovery and loss rates
- Underwritten loss ratio of ~90bps vs. actual loss rate of ~5bps across Pantheon's credit secondary platform³

Knowledge advantage²

- Focus on **proprietary opportunities** and/or where **Pantheon has access to detailed information** and **key relationships**
- **Leverage private equity relationships** and knowledge to reference general partners, value drivers and potential unknowns
- **Leverage Pantheon database and technology**; existing portfolio of ~5,300 companies and hundreds of GPs

Team experience⁴

- Highly selective decision-making process led **by senior team with deep credit and workout experience** and 27 average years of private markets experience
- Multiple **team and IC meetings**
- Extensive **reference checking**
- **Maintain discipline** within risk parameters

Pantheon opinion. These examples are shown for illustrative purposes only and are not necessarily representative of every Private Credit secondary investment completed by Pantheon. ¹Based on the 87 managers Pantheon has partnered with since 2018. ²There is no guarantee that the investment thesis will be achieved. Number of companies representative of underlying exposures at Pantheon's entry. ³These examples are shown for illustrative purposes only and are not necessarily representative of every Private Credit secondary investment completed by Pantheon, includes all credit secondary deals completed from 2018 – October 2024. GP Loss rates provided by the GP. ⁴As of September 30, 2024.

P-SECC key terms

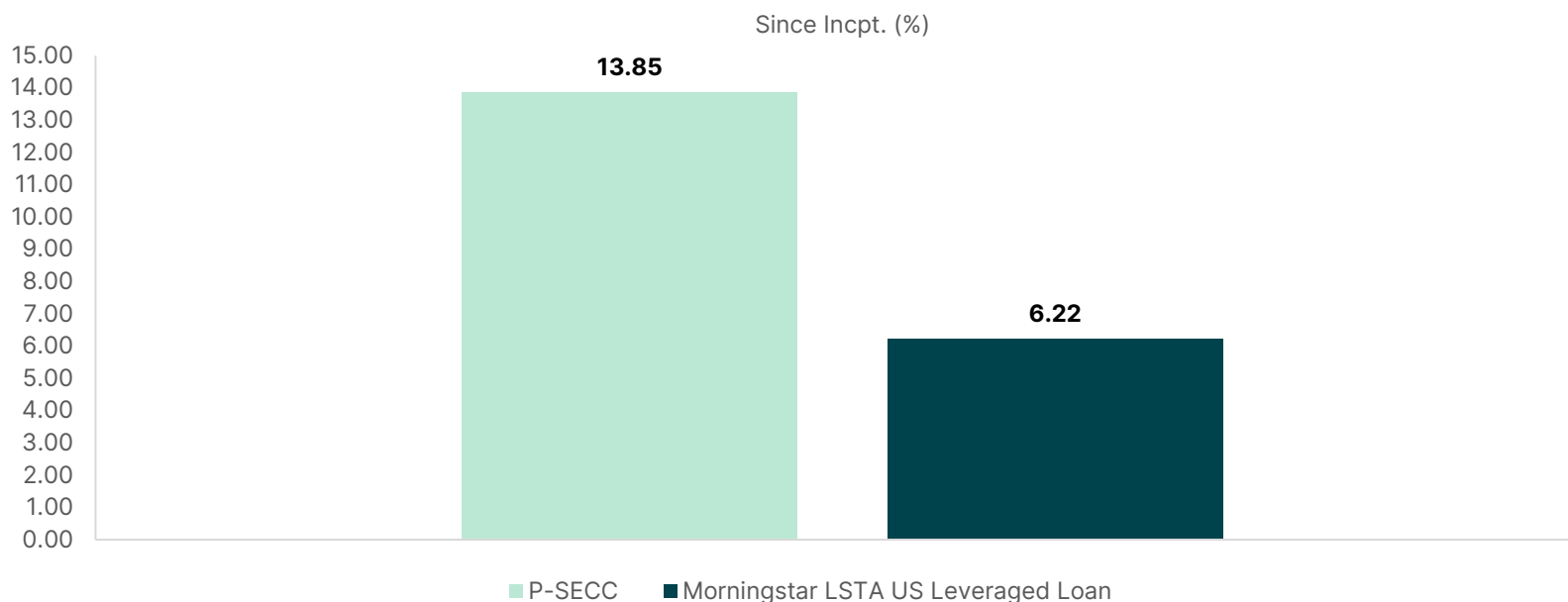
Structure	Interval fund available for daily purchase with ticker PCSJX
Investor qualifications	Accredited Investors ²
Minimum investment	S share class: \$50,000
Tax reporting	1099-DIV ¹
Management fee³	S share class: 1.15% (50bp annual waiver in place through May 2025)
Performance fee	10.0% incentive fee on income only. 6% annual hurdle

¹Please consult a tax advisor for specifics on how an investment in the Fund may impact particular tax situations. Neither Pantheon nor AMG Funds renders tax advice to clients. This page is a summary of certain terms of the Fund. Please consult the Fund's prospectus for a complete description of the Fund's terms. In addition, any investment will be governed by the terms and provisions of the Prospectus.

² Accredited Investor has the meaning set out under the Securities Act of 1933. ³For a comprehensive explanation of the Fund's fees and expenses, please see the AMG Pantheon Credit Solutions Fund Prospectus.

P-SECC performance

As of 3/31/2025¹



Share Class	Since Incpt. (%) ²	Nav.(\$)
■ S-Class	13.85	\$10.96
■ Morningstar LSTA US Leveraged Loan	6.22	

Past performance is not indicative of future results. Future results are not guaranteed, and a loss of principal may occur. The investment return and principal value of an investment will fluctuate and an investor's Units, when repurchased, may be worth more or less than their original cost. Current performance may be lower or higher than the performance data quoted. For data as of the most recent month-end and for data for other share classes, please call 1-877-355-1566 or visit <https://wealth.amg.com/resources/order-literature/>. The Fund's performance is net of certain fees and expenses. See the Fund's prospectus for a comprehensive explanation of the Fund's fees and expenses. It is not possible to invest directly in an index. ¹ Fund performance data reflect total returns. Returns are unaudited and presented net of distribution fees and operating expenses and reflect an operating expense limitation of 0.75%. The expense limitation shall continue until such time that the Adviser ceases to be the investment adviser of the Fund or upon mutual agreement between the Adviser and the Fund's Board of Directors. For additional details, see the "Expense Limitation and Reimbursement Agreement" section of the prospectus. ² Class S was initially made available to the public on April 30, 2024. Performance shown herein represents Class S units that were initially made available to the public on April 30, 2024. The Morningstar LSTA US Leveraged Loan Index is a market-value weighted index designed to measure the performance of the US leveraged loan market.

Project Mug

Proprietary sale of a single LP interest in a US-focused senior fund

Overview

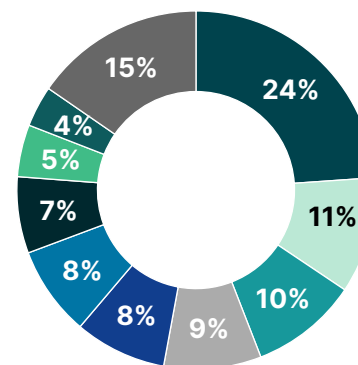
Type	LP liquidity solution
Seller	US Endowment
Pantheon Exposure	\$48.6m
Closed	December 2024
GP	MGG Investment Group
Seniority ²	1L (76%), 2L (9%), convertible equity (8%), common / preferred equity (5%), other (2%)
W.A. Cash Spread	7.3%
W.A. LTV	57%

Deal highlights³

- Diversified portfolio comprised of 48 portfolio companies with strong credit metrics including W.A. revenue & EBITDA growth of 41% & 16%, respectively, and robust covenant packages
- Ability to generate day 1 distributable cash yield from a highly funded portfolio (89% funded at close) of senior credits (85% FMV)
- Long-tenured investment team with a proven track record and low historical losses

Past performance is not indicative of future results. Future results are not guaranteed, and loss of principal may occur. ¹NAV and unfunded adjusted by post-accounts date activity; unfunded includes recallable distributions. ²By NAV as of June 30, 2024. Total may not equal 100% due to rounding. Net Underwritten IRR and TVPI is a mixture of contracted yield and embedded value at time of investment; this includes current pay, payment-in-kind (PIK) and value uplift. There is no guarantee that the investment rationale will be achieved. Please refer to the slide titled '[Disclosure 1 – case studies](#)' towards the back of this presentation regarding deals completed by Pantheon.

Portfolio and key highlights²



- Leisure
- Financial Services
- e-services
- Telecommunications
- Legal Services
- Healthcare
- Commercial and Real Estate
- Government services
- Media & Entertainment

✓ **Diversified senior portfolio**

✓ **GP with a proven track record**

✓ **Attractive transaction dynamics**

~12.5% Underwritten IRR

~1.5x Underwritten TVPI

Power of the Pantheon platform³

- Proprietary sourced transaction through Pantheon's strong existing relationship with the GP's placement agent
- Pantheon provided a quick secondary solution to a seller who was looking for quality execution within a tight timeframe, thereby reducing competitive tensions
- Pantheon was the GP's preferred partner and received full transparency during due diligence, which included information on the underlying portfolio companies, fund reporting and several diligence calls with the GP to discuss vehicle structure as well as conduct asset-level diligence.

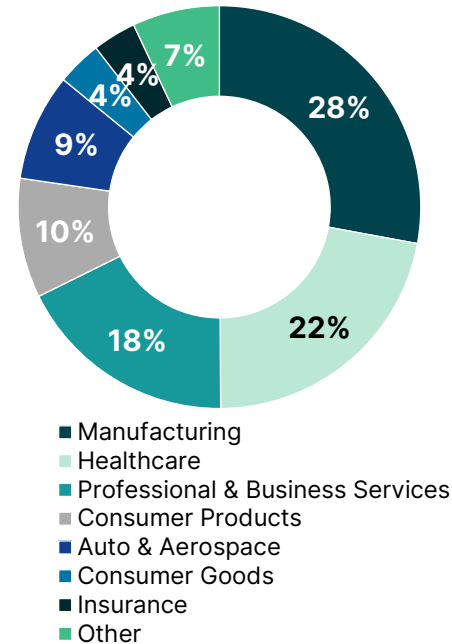
Project Cub

LP trade for a direct lending fund focused on 1L loans to sponsor-backed UMM companies

Overview

Type	LP Liquidity Solution
Seller	US Endowment
Pantheon Exposure	\$101m
Investment Date	December 2024
GP	Blue Owl
Seniority ¹	97% senior (1L)
Sponsored	98% sponsored
Cash Spread ²	4.6%
W.A. Leverage / LTV ³	4.5x / 35%

Portfolio and key highlights¹



- ✓ **Diversified senior portfolio of funded credits**
- ✓ **High-quality, blue-chip GP**
- ✓ **Attractive effective discount and day 1 economics**

~10% Underwritten Loss-Burdened IRR⁴

~1.3x Underwritten Loss-Burdened TVPI⁴

Deal highlights⁵

- Primarily 1L exposure (97%) exposure to a portfolio of highly diversified credits across 46 sponsor-backed, US upper middle market portfolio companies (\$1.1bn W.A. revenue, \$187m W.A. EBITDA) with the largest exposure at 7.4% total FMV
- Attractive distributable yield from cash coupons received through floating rate instruments and enhanced via drawdown on inexpensive fund-level leverage facility
- Fund is fully funded and in harvest; both income and principal distributions ahead of closing reduce purchase price and improve day 1 to 1.04x

Power of the Pantheon platform⁵

- Ability to undertake complete diligence and provide certainty of execution in a fast-moving process positioned Pantheon favorably with the seller
- Pantheon had exposure to ~36% of the FMV in the portfolio across the broader Pantheon platform, which allowed the Deal Team to cross-reference asset due diligence with other Pantheon teams and internal resources

Past performance is not indicative of future results. Future results are not guaranteed, and loss of principal may occur. ¹By NAV as of June 30, 2024. Total may not equal 100% due to rounding. ²Weighted average cash and PIK spread plus the relevant weighted average SOFR/SONIA/EURIBOR base rates. ³Excludes tower cash flow loans. ⁴Net Underwritten IRR and TVPI is a mixture of contracted yield and embedded value at time of investment; this includes current pay, payment-in-kind (PIK) and value uplift. ⁵Pantheon opinion. There is no guarantee that the investment rationale will be achieved. Please refer to the slide titled 'Disclosure 1 – case studies' towards the back of this presentation regarding deals completed by Pantheon.

APPENDIX

Disclosure 1 – case studies

These case studies are examples of specific private transactions made by Pantheon funds / clients and are designed to assist prospective investors / clients to understand Pantheon's investment management style / strategy. It should NOT be regarded as a recommendation. Pantheon makes no representation or forecast about the performance, profitability or success of such transaction. Information concerning the performance of portfolio investments is available upon request, subject to confidentiality requirements. You should not assume that future recommendations will be profitable or will equal the performance of past recommendations. The statements above reflect the views and opinions of Pantheon as of the date of the investment analysis.

A list of all investments is available upon request.

Disclosures and general risks

Investors should carefully consider the Fund's investment objectives, risks, charges and expenses before investing. For this and other information, please visit <https://wealth.amg.com/resources/order-literature/> for a prospectus. Read it carefully before investing or sending money.

This information is not an offer to sell securities issued by AMG Pantheon Credit Solutions Fund (the "Fund").

All investors in the Fund must be "Accredited Investors," as defined in Regulation D under the Securities Act of 1933. The Fund is a non-diversified, closed-end investment company designed for long-term investors and not as a trading vehicle. The Fund has limited operating history upon which investors can evaluate potential performance.

The Fund differs from open-end investment companies in that investors do not have the right to redeem their units on a daily basis. Instead the Fund is a closed-end investment company structured as an "interval fund" and, as such, has adopted a fundamental policy to make quarterly repurchase offers, at per-class NAV, of not less than 5% and not more than 25% of the Fund's outstanding Shares on the repurchase request deadline. The Fund will offer to purchase only a small portion of its Shares each quarter, and there is no guarantee that Shareholders will be able to sell all of the Shares that they desire to sell in any particular repurchase offer. FULL LIQUIDITY IN ANY GIVEN QUARTER IS NOT GUARANTEED. YOU SHOULD NOT INVEST IN THE FUND IF YOU NEED A FULLY LIQUID INVESTMENT.

The investment adviser of the Fund is Pantheon Ventures (US) LP (the "Adviser"). The Fund is non-diversified, which means that it may be invested in a relatively small number of underlying funds or portfolio companies, which subjects the Fund, to greater risk and volatility than if the Fund's assets had been invested in a broader range of issuers. No assurance can be given that the Fund's investment program will be successful. An investment in the Fund should be viewed only as part of an overall investment program.

An investment in the Fund is speculative and involves substantial risks. It is possible that investors may lose some or all of their investment. In general, alternative investments such as private credit or private equity involve a high degree of risk, including potential loss of principal invested. These investments can be highly illiquid, charge higher fees than other investments, and typically do not grow at an even rate of return and may decline in value. In addition, past performance is not necessarily indicative of future results.

In addition to all of the risks inherent in alternative investments, an investment in the Fund involves specific risks associated with private credit investing. Underlying funds and many of the securities held by underlying funds may be difficult to value and will be priced in the absence of readily available market quotations, based on determinations of fair value, which may prove to be inaccurate. Fund investors will bear asset-based fees and expenses at the Fund levels, and will also indirectly bear fees, expenses and performance-based compensation of the underlying funds.

Underlying funds will not be registered as investment companies under the Investment Company Act of 1940, as amended (the "1940 Act"), and the Fund's investments in underlying funds will not benefit from the protections of the 1940 Act. The value of the Fund's investments in underlying funds will also fluctuate and may decline.

Disclosures and general risks (continued)

Investment program risks

THE FUND'S PROSPECTUS PROVIDES A MORE COMPLETE DISCUSSION OF THE RISKS SUMMARIZED BELOW

- The Fund's performance depends upon the performance of the Investment Fund managers and selected strategies, the adherence by such Investment Fund managers to such selected strategies, the instruments used by such Investment Fund managers and the Advisor's ability to select Investment Fund managers and strategies and effectively allocate Fund assets among them.
- The Fund's private credit investments will include corporate loan investments ("corporate loans") that are made through a combination of: (i) secondary purchases of interests in private credit investment funds (private funds that are excluded from the definition of "investment company" pursuant to Sections 3(c)(1) or 3(c)(7) of the Investment Company Act ("Investment Funds")) and other private assets; (ii) investing in loans to companies that are originated directly by a non-bank lender (for example, traditional direct lenders include insurance companies, business development companies, asset management firms (on behalf of their investors), and specialty finance companies) ("direct loans"); (iii) investing in notes or other pass-through obligations representing the right to receive the principal and interest payments on a direct loan (or fractional portions thereof); (iv) purchasing asset-backed securities representing ownership or participation in a pool of direct loans; (v) investing in companies and/or Investment Funds that primarily hold direct loans; (vi) investments in high yield securities, including securities representing ownership or participation in a pool of such securities; (vii) investments in bank loans, including securities representing ownership or participation in a pool of such loans; and (viii) special purpose vehicles ("SPVs") and/or joint ventures that primarily hold loans or credit-like securities. The Fund may focus its investment strategy on, and its portfolio of investments may be focused in, a subset of one or more of these types of investments. Many of such investments involve a high degree of business and financial risk that can result in substantial losses.
- If the Fund uses debt to finance investments, its net investment income may depend, in part, upon the difference between the interest rate at which it borrows funds and the interest rate of investments made using those funds. As a result, a significant change in market interest rates can have a material adverse effect on the Fund's net investment income. In periods of rising interest rates when it has debt outstanding, the Fund's cost of funds will increase, which could reduce the Fund's net investment income.
- Subject to the limitations and restrictions of the 1940 Act, the Fund may borrow money for investment purposes (i.e., utilize leverage), to satisfy repurchase requests and for other temporary purposes, which may increase the Fund's volatility.
- Subject to the limitations and restrictions of the 1940 Act, the Fund may use derivative transactions, primarily equity options and swaps, for hedging purposes. Options and swaps transactions present risks arising from the use of leverage (which increases the magnitude of losses), volatility, the possibility of default by a counterparty, and illiquidity. Use of options and swaps transactions for hedging purposes by the Fund could present significant risks, including the risk of losses in excess of the amounts invested.
- The Fund is a non-diversified fund, which means that the percentage of its assets that may be invested in the securities of a single issuer is not limited by the 1940 Act. As a result, the Fund's investment portfolio may be subject to greater risk and volatility than if investments had been made in the securities of a broad range of issuers.

Disclosures and general risks (continued)

Investment program risks (continued)

- The Fund, and many of the investments held by the Investment Funds, will be priced in the absence of a readily available market and may be priced based on determinations of fair value, which may prove to be inaccurate. Neither the Adviser nor the Board of Trustees of the Fund will be able to independently confirm the accuracy of the Investment Fund managers' valuations (which are unaudited, except at year-end). This risk is exacerbated to the extent that Investment Funds generally provide valuations only on a quarterly basis. While such information is provided on a quarterly basis, the Fund will provide valuations, and will issue units, on a daily basis.
- A private fund investment involves a high degree of risk. As such investments are speculative, subject to high return volatility and will be illiquid on a long-term basis. Investors may lose their entire investment.
- An Investment Fund manager's investments, depending upon strategy, may be in companies whose capital structures are highly leveraged. Such investments involve a high degree of risk in that adverse fluctuations in the cash flow of such companies, or increased interest rates, may impair their ability to meet their obligations, which may accelerate and magnify declines in the value of any such portfolio company investments in a down market.
- The ability of the Fund to generate income through its loan investments is dependent upon payments being made by the borrower underlying such loan investments. If a borrower is unable to make its payments on a loan, the Fund may be greatly limited in its ability to recover any outstanding principal and interest under such loan.
- Secured debt holds the most senior position in the capital structure of a borrower. Secured debt in most circumstances is fully collateralized by assets of the borrower. Thus, it is generally repaid before unsecured bank loans, corporate bonds, subordinated debt, trade creditors, and preferred or common stockholders. However, there is a risk that the collateral securing the Fund's loans may decrease in value over time, may be difficult to sell in a timely manner, may be difficult to appraise, and may fluctuate in value based upon the success of the business and market conditions, including as a result of the inability of the borrower to raise additional capital.
- The Fund may invest in secured subordinated loans, including second and lower lien loans. Second lien loans are generally second in line in terms of repayment priority. A second lien loan may have a claim on the same collateral pool as the first lien or it may be secured by a separate set of assets. Second lien loans generally give investors priority over general unsecured creditors in the event of an asset sale. The priority of the collateral claims of third or lower lien loans ranks below holders of second lien loans and so on.
- The Fund may make unsecured loans to borrowers, meaning that such loans will not benefit from any interest in collateral of such borrowers. Liens on such a borrower's collateral, if any, will secure the borrower's obligations under its outstanding secured debt and may secure certain future debt that is permitted to be incurred by the borrower under its secured loan agreements. The holders of obligations secured by such liens will generally control the liquidation of, and be entitled to receive proceeds from, any realization of such collateral to repay their obligations in full before the Fund.
- Fund investors will bear multiple layers of fees and expenses: Asset-based fees and expenses at the Fund level, and asset-based fees, carried interests, incentive allocations or fees and expenses at the Investment Fund level.

Disclosures and general risks (continued)

Investment program risks (continued)

- Fund investors will have no right to receive information about the Investment Funds or Investment Fund managers, and will have no recourse against Investment Funds or their Investment Fund managers.
- The Fund intends to qualify as a Regulated Investment Company (“RIC”) under the Internal Revenue Code, but may be subject to income tax liability if it fails so to qualify.
- Due to the nature of the Fund’s underlying investments and the difficulty of estimating income and gains, the Fund may be unable to accurately monitor compliance with investment company tax requirements and be liable for an excise tax.
- The Fund invests in Investment Funds that are subject to risks associated with legal and regulatory changes applicable to private credit funds.
- The Fund may invest a substantial portion of its assets in Investment Funds that follow a particular type of investment strategy, which may expose the Fund, to the risks of that strategy.
- Once the Fund has invested in an Investment Fund or other similar investment vehicle, the Adviser generally will have no control over the investment decisions made by such investment fund. The Adviser may be constrained by the withdrawal limitations imposed by Investment Funds, which may restrict the Fund’s ability to terminate investments in Investment Funds that are performing poorly or have otherwise had adverse changes. Interests may not be transferred, assigned or otherwise disposed of without the prior written consent of the manager.
- Private credit funds are subject to significant fees and expenses, typically, management fees and carried interest in the net profits generated by the fund and paid to the manager. Private fund investments are affected by complex tax considerations.
- Once the Fund has invested in an Investment Fund or other similar investment vehicle, the Adviser generally will have no control over the investment decisions made by such investment fund. The Adviser may be constrained by the withdrawal limitations imposed by Investment Funds, which may restrict the Fund’s ability to terminate investments in Investment Funds that are performing poorly or have otherwise had adverse changes. The Adviser will be dependent on information provided by the Investment Funds, including quarterly unaudited financial statements, which, if inaccurate, could adversely affect the Adviser’s ability to manage the Fund’s investment portfolio in accordance with its investment objective and/or the Fund’s ability to calculate its net asset value accurately.
- The performance of a fund may be substantially adversely affected by a single investment. Private fund investments are less transparent than public investments and private fund investors are afforded fewer regulatory protections than investors in registered public securities.
- Private credit fund investors are subject to periodic capital calls. Failure to make required capital contributions when due will cause severe consequences to the investor, including possible forfeiture of all investments in the fund made to date.
- No assurance can be given that the Fund’s investment program will be successful. Accordingly, the Fund should be considered a speculative investment that entails substantial risks, and a prospective investor should invest in the Fund only if it can sustain a complete loss of its investment. An investment in the Fund should be viewed only as part of an overall investment program.

Disclosures and general risks (continued)

PLEASE SEE THE PROSPECTUS FOR A MORE COMPLETE DISCUSSION OF THE RISKS ASSOCIATED WITH INVESTING IN PRIVATE CREDIT AND ADDITIONAL SPECIFIC RISKS RELATING TO SECONDARY INVESTMENTS, DIRECT LOANS AND DIRECT LENDING RISK

Any statements regarding market events, future events or other similar statements constitute only subjective views, are based upon expectations or beliefs, should not be relied on, are subject to change due to a variety of factors, including fluctuating market conditions, and involve inherent risks and uncertainties, both general and specific, many of which cannot be predicted or quantified and are beyond the Fund's control. Future events and actual results could differ materially from those set forth in, contemplated by, or underlying these statements. In light of these risks and uncertainties, there can be no assurance that these statements are now or will prove to be accurate or complete in any way. No representation is made that the Fund's investment process or investment objectives will be or are likely to be successful or achieved.

Nothing contained in this document is intended to constitute legal, tax, securities or investment advice. The general opinions and information contained herein should not be acted or relied upon by any person without obtaining specific and relevant legal, tax, securities or investment advice.

The information in this document is supplied by Pantheon Ventures (US) LP, an affiliate of AMG Funds LLC. AMG Funds LLC does not guarantee the accuracy of such information, but believes it to be reliable. Additional information is available upon request.

Investment products are not FDIC insured, are not bank guaranteed and may lose value.

AMG Pantheon Credit Solutions Fund is distributed by AMG Distributors, Inc., a member of FINRA/SIPC.

AMG Distributors, Inc. is a wholly owned subsidiary of AMG Funds LLC and Pantheon Ventures (US) LP is majority owned by Affiliated Managers Group, Inc. (AMG).

Pantheon Securities, LLC, a member of FINRA/SIPC, serves as the sub-distributor for the Fund.

Definitions:

1. Cliffwater Direct Lending Index - The CDLI, an index of private middle market loans launched in 2015 and reconstructed back to 2004, was created to measure private loan performance and better understand its investment characteristics. The CDLI was the first published index tracking the direct lending market and currently covers ~16,200 directly originated middle market loan holdings totaling ~\$360 billion. Since inception, the CDLI has delivered an annualized total return of 9.51%
2. The Morningstar LSTA US Leveraged Loan Index is a market-value weighted index designed to measure the performance of the US leveraged loan market.
3. Refinitiv US 10 Years Government Benchmark Index – Now named LSEG
4. The S&P U.S. Aggregate Bond Index is designed to measure the performance of publicly issued U.S. dollar denominated investment-grade debt.
5. The ICE BofA Indices include indices that track the performance of publicly-traded corporate bonds in the U.S. Bond inclusion criteria include credit rating, maturity, interest payment conditions, etc.
6. The S&P Municipal Bond Index is a broad, market value-weighted index that seeks to measure the performance of the U.S. municipal bond market.
7. ICE BofA U.S. High Yield Index tracks the performance of U.S. dollar denominated below investment grade corporate debt publicly issued in the U.S. domestic market.